



NEW SURFACE MOUNTED PIR SWITCHES IN ROUND MOULDINGS

- IDEAL FOR
SIMPLY SAVING ENERGY
- Can be rotated for
optimum detection
- Can be mounted directly onto
ceiling or onto a range of
different mounting boxes
- Versions for Occupancy
detection and versions for
Absence detection
- Easy to install
- Manufactured in the UK
- 5 YEAR WARRANTY



DANLERS
Controls for Lighting & HVAC

www.danlers.co.uk

CEILING SURFACE MOUNTED PIR SWITCH (PRESENCE DETECTION)



Order code:

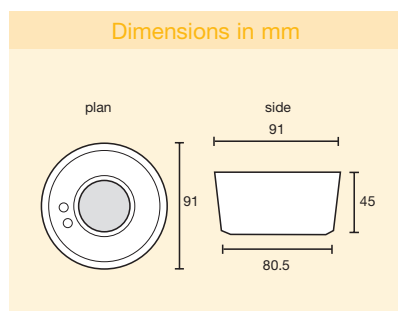
CESR PIR

Ceiling surface-mounted round PIR occupancy switch

The CESR PIR is hard wired and can be mounted directly onto solid ceilings or onto a range of different mounting boxes. CESR PIR can also be mounted on false or plasterboard ceilings with an appropriate mounting box or plate.

Specification

Detection zone:	360°
Time lag range:	10 seconds to 40 minutes in 9 steps
Photocell range:	30 to 1000 lux, and inactive
Loading:	6 amps (1500W) of resistive loads. 6 amps (1500W) of fluorescent loads. 3 amps (750W) of electronic and wire wound transformer loads. 2 amps (500W) of CFL, 2D lamps, LED Drivers and LED lamps and fittings. 1 amp (250W) of fans.
Minimum Load:	2W resistive.
Dimensions:	91 x 91 x 45mm.



Presence detection explained

Most PIR switches in the DANLERS range work by Presence Detection. The PIR switch will automatically switch the lights (or other load) ON when a person enters the room and will automatically switch the load OFF when no further movement is detected.



CEILING SURFACE MOUNTED PIR SWITCH (ABSENCE DETECTION)



Order code:

CESRA PIR

Ceiling surface-mounted round PIR absence switch

When someone enters a room the lights are turned on using a momentary (retractive) wall switch. When the occupant leaves the room or area of detection the CESRA PIR automatically switches the lights off after a pre-selected time lag.

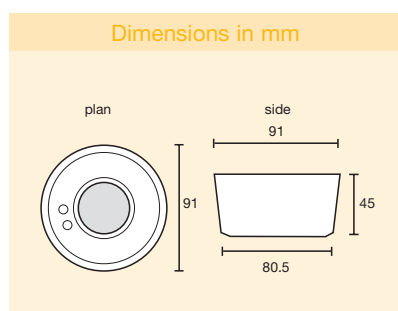
The override OFF function allows the occupant to turn the lights off from the wall switch (while the CESRA PIR is in the ON state) without waiting for the time lag to time out. The lights can be switched back ON by operating the wall switch in the usual way.

CESRA PIR can be mounted directly onto solid ceilings or onto a range of different mounting boxes. CESRA PIR can also be mounted on false or plasterboard ceilings with an appropriate mounting box or plate.

Ideal for meeting rooms, bedrooms, hotel rooms, student and military accommodation, classrooms etc.

Specification

Detection zone:	360°
Time lag range:	10 seconds to 40 minutes in 9 steps
Photocell range:	30 to 1000 lux, and inactive
Loading:	6 amps (1500W) of resistive loads. 6 amps (1500W) of fluorescent loads. 3 amps (750W) of electronic and wire wound transformer loads. 2 amps (500W) of CFL, 2D lamps, LED Drivers and LED lamps and fittings. 1 amp (250W) of fans.
Minimum Load:	2W resistive.
Dimensions:	91 x 91 x 45mm.




ALSO AVAILABLE:

CESRA PIRSD - Ceiling surface mounted PIR Absence switch / dim control.

Absence detection explained

Absence Switches require a retractive (momentary) switch to be pressed when a person enters the room. This will switch the lights (or other load) ON and enable the PIR switch to control the load. The load will automatically be switched OFF when no further movement is detected. The retractive (momentary) switch can also be used to switch the load OFF, by pressing it for 2 seconds.



CEILING SURFACE MOUNTED PIR OCCUPANCY SWITCH WITH SHORT VISIT FUNCTION & EXIT MODE



Order code:

CESR PIRSV



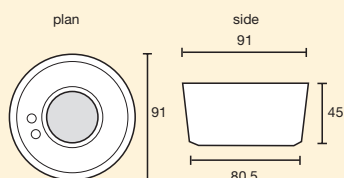
Ceiling surface-mounted PIR occupancy switch with short visit function and courtesy exit mode

CESR PIRSV benefits from automatic energy saving occupancy switching and manual intervention when required. To operate the short visit function a momentary (retractive) wall switch is required. CESRPIRSV is hard wired and can be mounted directly onto solid ceilings or onto a range of different mounting boxes. CESR PIRSV can also be mounted on false or plasterboard ceilings with an appropriate mounting box or plate.

Specification



Detection zone:	360°
Time lag range:	10 seconds to 40 minutes in 9 steps
Short visit time:	30 seconds
Photocell range:	30 to 1000 lux, and inactive
Loading:	6 amps (1500W) of resistive loads. 6 amps (1500W) of fluorescent loads. 3 amps (750W) of electronic and wire wound transformer loads. 2 amps (500W) of CFL, 2D lamps, LED Drivers and LED lamps and fittings. 1 amp (250W) of fans.
Minimum Load:	2W resistive.
Dimensions:	91 x 91 x 45mm.

Dimensions in mm



SHORT VISIT MODE:

If you are only visiting a room for a short time you can operate the wall switch. The lights will then just stay ON for just 30 seconds before switching OFF. This can save more energy as the occupancy switch does not stay on for the rest of its set time lag. After 30 seconds, any other detected movement will bring the lights ON again, for the regular set time lag.



COURTESY EXIT MODE:

This can also save more energy by switching the lights OFF before the regular time lag has elapsed. If you press the wall switch when you leave, the lights will remain ON for 30 seconds for you to vacate, and then switch OFF. Again, any other detected movement after the 30 seconds will bring the lights back ON for the regular set time lag. If you do not use the wall switch at all, the product will operate as a standard PIR Occupancy (presence) switch.

DANLERS
Controls for Lighting & HVAC

DANLERS Limited, Vincients Road, Chippenham, Wiltshire, SN14 6NQ U.K.
Tel: +44 (0)1249 443377. Fax: +44 (0)1249 443388. E-mail: sales@danlers.co.uk
www.danlers.co.uk